
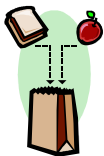


The Family Chore Auction

Directions:

1. Decide what daily chores you would like each of your children to do daily or weekly and write them onto your child's chore sheet (Page 2).
2. Cut and the pictures below and paste them to each child's chore chart. (Page 2)
3. Hang the chore charts in your kitchen for all to see.
4. At the end of each day, if your child does all his or her chores, he wins a ticket. (You can buy a roll of tickets at the store or make your own.)
5. Have each child put his name on his tickets as he wins them. Place all won tickets in a ticket jar. (I use an old butter tub with a slot cut in the lid.)
6. At the end of the month, distribute the earned tickets to your children, and hold an auction.
7. For the auction, you can purchase some inexpensive items at the dollar store, and make your own coupons for things like "You can stay up 30 minutes past your bedtime," or "This coupon good for one ice cream cone at the Dairy Queen," or "This coupon good for one full day without any chores." Get creative.
8. At the auction, offer up one item at a time, and have your children bid on it if they want it. Highest bid wins, just like any other auction.
9. As they win items, collect the winning bid tickets, tear them up and toss them.
10. All unused tickets can be saved back in the ticket tub for next month's auction. (Teaching your children delayed gratification - that they can save up their tickets and get bigger prizes next month!) Most of all make it fun.

Cut and paste these onto your child's chore chart:



Hannah


What You MUST DO Before School

Wake up at 6:00 am 

 Shower and get dressed

 Eat Breakfast

 Dry hair and  brush teeth


 Make your bed before school

Meet the school bus 

What You MUST DO Before Bed by 9:00 pm

 Complete *homework*

 *Practice Piano for 15 minutes*

 *Pack your lunch if needed*

 Do your family chore

Put PJs on and brush teeth 

 *Pick out your clothes for tomorrow*